

Graphite Backed Reels Vented Lever Drag Model 650BC XL

AUSTRALIAN MADE & AUSTRALIAN OWNED

Congratulations and thank you for purchasing one of our new lever drag reels as your choice of fishing reel. These reels are constructed from the highest quality materials to ensure your reel will last for many years.

Key	Part	Description	Key	Part	Description
1	R6E4	Spindle Screw Set	16	R6J6	Spindle Washer
2	R4F7	Handle Assembly	17	R7M4	Drag Pawl Rivet
3	R7F2	Handle-plate Lock Nut	18	R7J4	Drag Pawl
4	R7E16	Handle-plate & Handle	19	R5G3	Drag Pawl Spring
5	R7F5	Drag Indicator Cog	20	R5K1	On/Off Cam
6	R7D10	Drag Tension Lever	21	R5C6	On/Off Lever & Activ
7	R5H2	Indicator Pin Spring	22	R1A	Reel without Spool
8	R5J1	Indicator Pin	23	R5E10	Fish Alert Button
9	R7B/C12	Drag Washer Set	24	R2G13	Base Lock Spring
10	R4A	Spool Only	25	R6F3	Dome Nut
11	R7L1	Silent Drag Cam	26	R2D2	Base Bolt
12	R5B5	Fish Alert Wheel	27	R2A2	Index Plate Assembly
13	R7H1	Friction Tube Washer	28	R2L1	Base Bolt Washer
14	R7A4	Friction Tube	29	R2F1	Base Bolt Nut
15	R6A18	Spindle	30	R2H2	Lever & Rivet

Special Features

- Graduated Lever Drag
- Graphite Back
- New Belleville Power Washer & Multi-plate Clutch
- Cam Operated On/Off Drag Switch
- Fibreglass spool

Plus all these other advantages -

Long, accurate casts:

Now, with only the minimum of practise you will be able to cast further and more accurately than ever before.

Control large fish with ease:

Powerful one-to-one direct wind means you only need about a quarter of the effort required to lift a similar weight on a spinning reel.

You can fish harder and longer:

Simple, rugged construction means you can forget that fiddly maintenance, because your Alvey reel will resist the effects of salt water and sand.

More comfortable fishing:

Low winch-mount rods let you fish with your arms in a relaxed position.

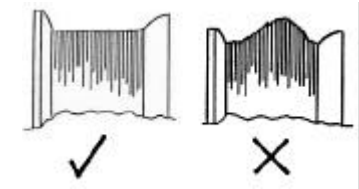
No line twist: Use a small free-running swivel as the last piece in any rig and you'll never have line twist. (See illustrations inside)

Alvey 5 Year Guarantee:

Any faulty Alvey part or reel will be replaced at no charge providing the manufacturer finds the part or reel has had normal usage and attention.

Recommended Line Size

Your 6500BC XL reel will hold approximately 650 metres of 9 kg line. If fishing near rocks or other hazards use heavier line to help avoid line breakage.



Filling the Spool with Line

Always take the line from the front of the dispenser, never the side.

Wind firmly and evenly onto the spool, spreading the line with your fingers to give a smooth casting base.

Never stretch a nylon monofilament onto a spool; when it goes back to its original length it will exert strong enough crushing action to damage your spool.

Never allow loose coils to develop on your spool through careless uneven winding.


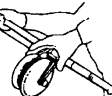
Adopt the habit of applying light finger tension when retrieving line and spread evenly over its bed.


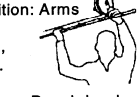

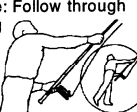
Selecting a Rod



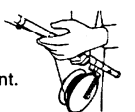
Your rod and reel outfit should be balanced so you can hold it comfortably over long periods. A matched set, which has a point of balance where it's held in the left hand, will give you the most comfortable posture. The ideal rod for this reel should be 3.3 to 4.8m in length.

The use of a short butt brings the reel into a natural position for rewinding with your elbows at your side and without strain.

The Simple method for LONG DISTANCE SURF CASTING With the world's best side-cast reel - ALVEY!

1. To begin, place fingers of left hand on spool lip and thumb on release lever. Press lever... turn spool 
2. Turn spool a full quarter to open-face casting position. 

3. Release line from open runner. Restrain line with thumb on spool. 
4. Casting position: Arms high rod held over shoulders, reel above rod. 
5. Casting action: Punch hard with right hand, pull downward with left hand. 
6. Casting drive: Follow through while releasing line grip as power is applied. Rod butt must clear left leg. 

7. End of cast: Trap line at reel base. Turn drum back to fishing position. 
 8. Return line to open runner. 
 - 9 & 10 A comfortable fishing position makes hooking, playing or landing a fish more efficient. 
- # If you're left-handed simply carry out above instructions the other way round.

Rigs & Swivels

When used properly a brass swivel is a very inexpensive and efficient way to keep a fishing line in good condition. Curls and twists in a line can be caused by many things, but can be kept to a minimum by the correct use of a swivel

Swivel must be above sinker

Swivel Sizes

Line breaking strain
Swivel size

1 – 5 kg
No 14

5 – 8 kg
No 12

8 – 15 kg
No 10

15 – 20 kg
No 9

ALVEY 'BC XL' SERIES Non-Reversing Drag Models

The non-reverse series of reels allows line to be released under a preset pressure while the reel handle remains in a stationary position. The BCV models incorporate the new *Belleville Power Washer* that improves the range of tension settings available through the graduated lever drag system. The position of the lever on the front of the reel allows easy adjustment while playing a fish as well as a visual idea of drag pressure set. The small lever on the back of the reel operates the cam activated on/off mechanism that allows you to disengage the non-reverse action when required.

Setting the Drag

Make sure the drag activating lever on the back of the reel is in the 'On' position. Using a small spring balance to pull the line off the reel. Set the tension of the drag to be approximately one third of the breaking strain of your line by rotating the drag tensioning lever on the front of the reel. (Clockwise to increase tension.) It is better to have the drag set light as a short sharp run from a large fish could snap the line on an over set drag.

The lever is easily adjusted while fighting the fish, and the unique style of the Alvey reel allows extra drag pressure to be applied directly to the spool by using the palm of your hand against the bottom of the reel.

Playing the fish

Once the fish has been hooked always keep a bend in the rod by holding it at an angle to the fish. With the power of an Alvey reel you are in control. Do not rush the fish. Allow the drag to tire the fish. Many times the fish is lost in the shore break. Keep a steady tension on your line, a bend in the rod and ease the fish ashore.

Fish Alert

When leaving the rod and reel unattended, activate the fish alert on the back of the reel by pushing the button in and up. If a fish takes line a warning noise will be heard. Turn off the alert by pushing in and down on the button.

Maintenance

Use Alvey reel lube for working spindles etc. Then light machine oil on handle, index mechanism and drag pawl. After each day's fishing relieve the drag tension, wash off salt and sand and lubricate as above before storage.

