

surf fishing

When fishing in the surf with rods over 4 metres it is important to have comfortable gear to use. The Alvey set up allows you to fish with your arms in a relaxed position and gives long accurate casts making your outing more enjoyable.



650BC

- Graphite back
- Fibreglass spool
- Lever drag
- Metal sidecast system
- Ultra smooth multi-plate clutch
- Fish alert

model no.	spool diameter	line capacity	weight	rod size
650BC	165mm (6½")	650m/9kg	898g	3.3-4.8m
6500BC V	165mm (6½")	650m/9kg	845g	3.3-4.8m

6500BC V Series


- Graduated lever drag
- Vented graphite back
- Multi-plate plate clutch with NEW Ultra Smooth Belleville power washer
- Cam operated On / Off drag switch to disengage anti-reverse
- Vented fibreglass spool
- Fish alert
- Metal sidecast system



NEW!

650C5

- Stainless steel back
- Star drag
- Smooth multi-plate clutch
- Fibreglass spool
- On / Off drag switch to disengage anti-reverse
- Metal sidecast system
- Fish alert ratchet



model no.	spool diameter	line capacity	weight	rod size
650C5	165mm (6½")	650m/9kg	1083g	3.3-4.8m
650GRBC	165mm (6½")	650m/9kg	1095g	3.3-4.8m



650GRBC High Speed Spinning

- 2:1 gear ratio
- Retrieves nearly 1m per turn
- Graphite back
- Large stainless steel gears
- Smooth multi-plate clutch
- Fibreglass spool
- On / Off drag switch to disengage anti-reverse
- Metal sidecast system



Alvey Reels:

- are not affected by salt or sand
- longlife corrosion resistant construction

650B/13R




651C5

- Deep spool for extra large line capacity
- Star drag
- Smooth multi-plate clutch
- On / Off lever to disengage anti-reverse
- Stainless steel back
- Fibreglass spool
- Metal sidecast system
- Fish alert ratchet



- Terrific surf fishing combination
 - 650B Alvey reel
 - 2 piece 4.1m (13'6") purpose built Alvey surf rod
 - Medium action
- Refer to table on page 40*



model no.	spool diameter	line capacity	weight	rod size
651C5	165mm (6½")	900m/13kg	1325g	3.3-4.8m
700C5	180mm (7")	900m/9kg	1327g	4.2-4.8m

rod & reel set no.	reel only	rod only	rec. line
650B/13R	650B	ROD650	6-8kg

IMPORTANT

Suggested Swivel and Line Combination

- No. 14 Swivel - up to 5kg line
- No. 10 Swivel - 8-15kg line
- No. 12 Swivel - 5-8kg line
- No. 09 Swivel - 15-20kg line

700C5

- Star drag
- Smooth multi-plate clutch
- Fibreglass spool
- On / Off drag lever to disengage anti-reverse
- Stainless steel back
- Metal sidecast system
- Fish alert ratchet



The only essential requirement in sidecast angling is that an ordinary small free running swivel be placed above your rig. Any type of rig, spinner or float can be used below the swivel, but nothing on or attached to the line above it. In this position the swivel will, for all practical purposes, keep your line free of twist from any cause whatsoever. The use of too large a swivel is often another cause of line twist, the swivel being too heavy for the light line to turn. For the estuary no swivel larger than no.10 should be necessary.



Alvey Reels:

- powerful direct 1:1 ratio
- up to 4 times the lifting power of geared reels

rock fishing

The Alvey 'E Series' is a purpose built reel designed to satisfy the needs of rock fisherman. You may know how heavy a fish can be when it is lifted from the water. Often rock fisherman have the challenge of having to wind these fish up high ledges before securing them.

The E Series enables you to lift large weights without the clutch slipping. By having the handles attached to the spool whilst still incorporating an Ultra smooth multi-plate clutch you can now lift very heavy weights without compromising efficiency.

(Note: All these Alvey reels are also available in left hand).



650BE1

- Graphite back
- Ultra smooth multi-plate clutch
- On / Off drag switch disengages anti-reverse
- Strong bakelite spool
- Metal sidecast system
- Fish alert

model no.	spool diameter	line capacity	weight	rod size
650BE1	165mm (6½")	650m/9kg	923g	3.3-4.8m
650E5	165mm (6½")	650m/9kg	1103g	3.3-4.8m

650E5

- Stainless steel back
- Smooth multi-plate clutch
- Fibreglass spool
- Metal sidecast system
- On / Off drag lever to disengage anti-reverse
- Fish alert ratchet



651E5

- Stainless steel back
- Smooth multi-plate clutch
- On / Off drag lever disengages anti-reverse
- Metal sidecast system
- Fibreglass spool
- Fish alert ratchet
- **Large line capacity**



model no.	spool diameter	line capacity	weight	rod size
651E5	165mm (6½")	900m/13kg	1282g	3.3-4.8m
700E5	180mm (7")	900m/9kg	1285g	4.2-4.8m

700E5

- Stainless steel back
- Smooth multi-plate clutch
- Fibreglass spool
- Metal sidecast system
- On/Off drag lever disengages anti-reverse
- Fish alert ratchet



always remember



Quickly and gently return unwanted or illegal catch to the water



Use established tracks wherever possible when driving offroad

australian owned - australian made

Australian owned by fishermen who enjoy fishing and welcome others' suggestions for product development.



Clockwise from top left:
Jack Alvey - joined 1946
Bruce Alvey - joined 1973
Glenn Alvey - joined 1988




Manufactured in Australia by employees who understand the importance of reliable, effective fishing reels.



1



2




3



4

- 1 Anna Adamek** - Doesn't fish but keeps the office fish well fed. Over 35 years of Service.
- 2 Rob Duncan** - Queensland Sales Manager. Fishaholic.
- 3 Warren (Mick) Russell** - Over 45 years of Service. In charge of 'Automatic Lathes'. Alvey's longest serving employee.
- 4 Tony Robinson** - Over 20 years of Service. Responsible for the team that assembles your reels.
- 5 John McConkey** - Chef Extraordinaire. NSW Sales Manager. Over 35 years of Service.



5

australian owned - australian made

Our smaller boat reels are ideal for light duty salt water or fresh water trolling. The large line capacity also make these ideal for use with leadcore line for deep trolling. 1:1 winding power still allows you to control the fish.



455BNZ & 456B

- Graphite back
- Large line capacity
- Fish alert
- Non casting
- Line guide
- Strong bakelite spool
- **Large retained tension knob**
- **Avail. right hand only**

model no.	spool diameter	line capacity	weight	rod size
455BNZ	115mm (4½")	630m/4.5kg	340g	2-2.5m
456B	115mm (4½")	700m/9kg	395g	2-2.5m
520A52	125mm (5")	1000m/9kg	580g	2-2.5m

520A52

- Stainless steel back
- Large line capacity
- Non casting
- Line guide
- Fibreglass spool
- Fish alert ratchet
- Avail. left and right hand



550C5

- Stainless steel back
- Strong deep spool
- Metal sidecast system
- Smooth multi-plate clutch
- On / Off drag lever disengages anti-reverse
- Fish alert ratchet
- Fibreglass spool
- Avail. left and right hand



model no.	spool diameter	line capacity	weight	rod size
550C5	140mm (5½")	900/7kg	1002g	3-3.5m
525C52	125mm (5")	1000/9kg	884g	1.5-2m



525C52

- Non casting reel
- Stainless steel back
- Large line capacity
- Smooth multi-plate clutch
- Line guide
- On / Off drag lever disengages anti-reverse
- Fibreglass spool
- Fish alert ratchet
- Avail. left and right hand

always remember



Report environmental damage and pollution to the relevant authorities



When fishing, show courtesy to all other users of inland and coastal waters